

The Fountains Shopping Center

6301-6685 West 119th Street, Overland Park, KS

For Lease



41,000 Cars per Day

- 2,600 SF restaurant ready space with outdoor patio
- 1,950 SF in line space coming available
- Strong sales, demographics, traffic counts, and daytime population.
- Across from the Aspiria Campus, and Blue Valley North High School with more than 1,500 students.
- Anchored by PGA Superstore, Cheesecake Factory and Ace Hardware; other tenants include Starbucks, AT&T, New Balance, Calico Corners, Sherwin Williams and many others.

For more information:

Kim Bartalos, CLS
816.412.8466
kbaralos@blockllc.com

The information contained in this marketing flyer is presented as general information only. Block Real Estate Services, LLC. makes no representation as to its accuracy.

This information is not intended as legal, financial or real estate advice and must not be relied upon as such. You should make your own inquiries, obtain independent inspections, and seek professional advice tailored to your specific circumstances before making any legal, financial or real estate decisions.

4622 Pennsylvania Avenue, Suite 700
Kansas City, MO 64112
816.756.1400 | www.BLOCKLLC.com


LORMAX STERN

BLOCK
REAL ESTATE SERVICES, LLC

The Fountains Shopping Center

6301-6685 West 119th Street, Overland Park, KS

For Lease



For more information: Kim Bartalos, CLS | 816.412.8466 | kbartalos@blockllc.com

4622 Pennsylvania Avenue, Suite 700
Kansas City, MO 64112
816.756.1400 | www.BLOCKLLC.com

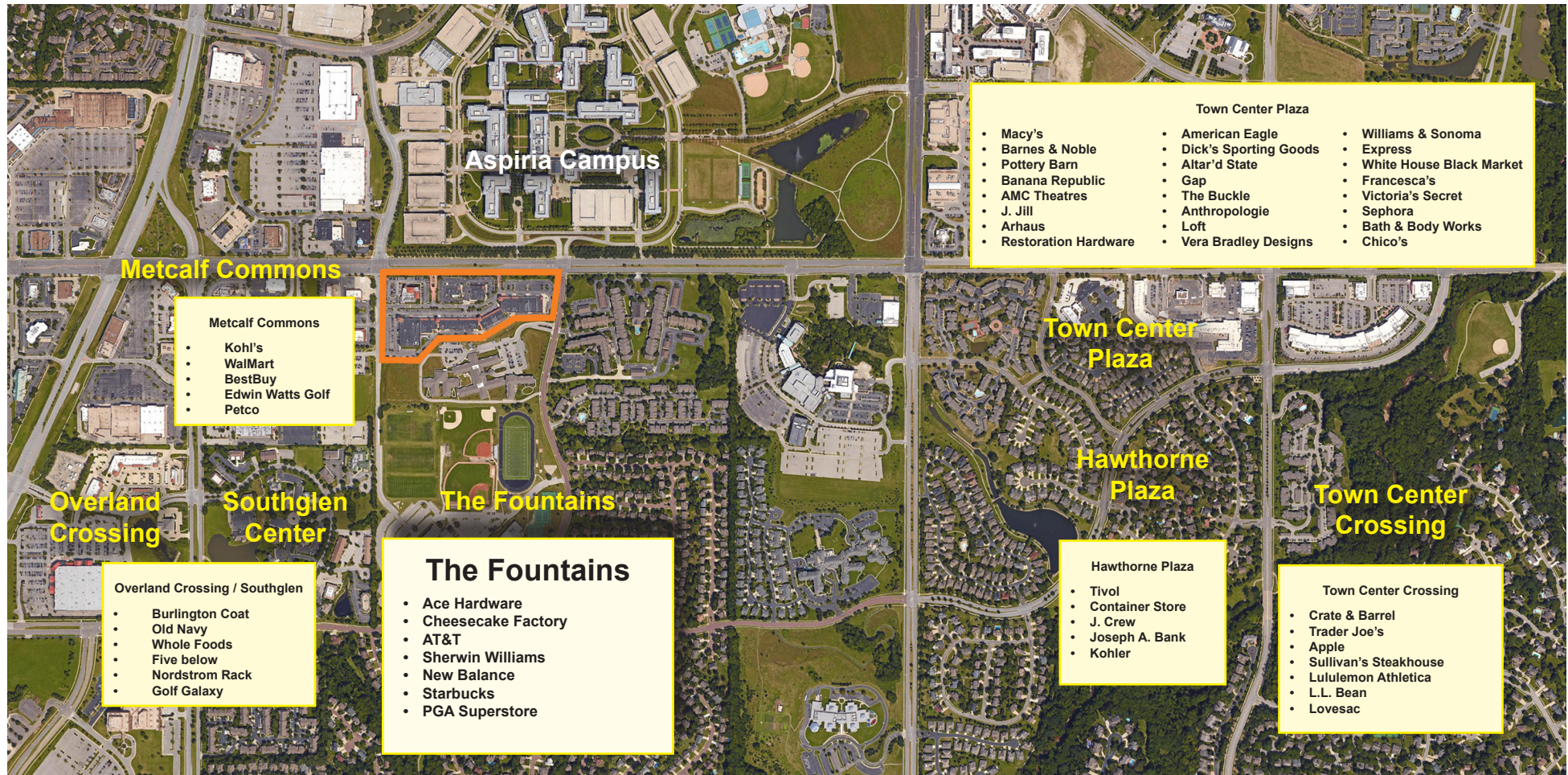
LORMAX STERN

BLOCK
REAL ESTATE SERVICES, LLC

The Fountains Shopping Center

6301-6685 West 119th Street, Overland Park, KS

For Lease



For more information: Kim Bartalos, CLS | 816.412.8466 | kbartalos@blockllc.com

4622 Pennsylvania Avenue, Suite 700
 Kansas City, MO 64112
 816.756.1400 | www.BLOCKLLC.com



The Fountains Shopping Center

6301-6685 West 119th Street, Overland Park, KS

For Lease



The Fountains
SHOPPING CENTER

119TH STREET & GLENWOOD
OVERLAND PARK, KANSAS

For more information: Kim Bartalos, CLS | 816.412.8466 | kbartalos@blockllc.com

4622 Pennsylvania Avenue, Suite 700
Kansas City, MO 64112
816.756.1400 | www.BLOCKLLC.com

LORMAX STERN

BLOCK
REAL ESTATE SERVICES, LLC

Demographics

6301 W 119th St Overland Park, KS 66209	1 mi radius	3 mi radius	5 mi radius	10 mi radius
Population				
2025 Estimated Population	7,635	86,650	242,194	728,922
2030 Projected Population	8,148	88,100	242,719	731,932
2020 Census Population	6,778	82,653	237,183	714,577
2010 Census Population	6,066	75,244	218,103	661,602
Projected Annual Growth 2025 to 2030	1.3%	0.3%	-	-
Historical Annual Growth 2010 to 2025	1.7%	1.0%	0.7%	0.7%
2025 Median Age	48.5	42.0	40.9	38.1
Households				
2025 Estimated Households	3,798	38,789	103,725	306,857
2030 Projected Households	4,173	40,443	106,013	312,942
2020 Census Households	3,160	35,697	98,575	294,273
2010 Census Households	2,689	31,872	89,425	270,158
Projected Annual Growth 2025 to 2030	2.0%	0.9%	0.4%	0.4%
Historical Annual Growth 2010 to 2025	2.8%	1.4%	1.1%	0.9%
Race and Ethnicity				
2025 Estimated White	81.9%	79.3%	78.4%	72.4%
2025 Estimated Black or African American	4.3%	4.5%	6.4%	13.0%
2025 Estimated Asian or Pacific Islander	8.4%	9.5%	7.6%	4.9%
2025 Estimated American Indian or Native Alaskan	0.2%	0.2%	0.2%	0.3%
2025 Estimated Other Races	5.2%	6.5%	7.3%	9.3%
2025 Estimated Hispanic	5.3%	6.5%	7.4%	9.5%
Income				
2025 Estimated Average Household Income	\$147,565	\$162,050	\$153,272	\$132,814
2025 Estimated Median Household Income	\$106,802	\$119,553	\$116,862	\$103,381
2025 Estimated Per Capita Income	\$74,016	\$72,680	\$65,746	\$56,008
Education (Age 25+)				
2025 Estimated Elementary (Grade Level 0 to 8)	0.9%	0.8%	1.1%	1.9%
2025 Estimated Some High School (Grade Level 9 to 11)	2.4%	1.2%	1.5%	2.8%
2025 Estimated High School Graduate	10.1%	9.5%	11.5%	16.5%
2025 Estimated Some College	13.4%	15.0%	16.5%	18.7%
2025 Estimated Associates Degree Only	5.0%	5.1%	6.3%	7.1%
2025 Estimated Bachelors Degree Only	40.3%	39.0%	37.3%	32.0%
2025 Estimated Graduate Degree	27.9%	29.4%	25.8%	21.0%
Business				
2025 Estimated Total Businesses	1,119	6,215	12,351	31,034
2025 Estimated Total Employees	21,871	105,469	177,068	402,551
2025 Estimated Employee Population per Business	19.5	17.0	14.3	13.0
2025 Estimated Residential Population per Business	6.8	13.9	19.6	23.5

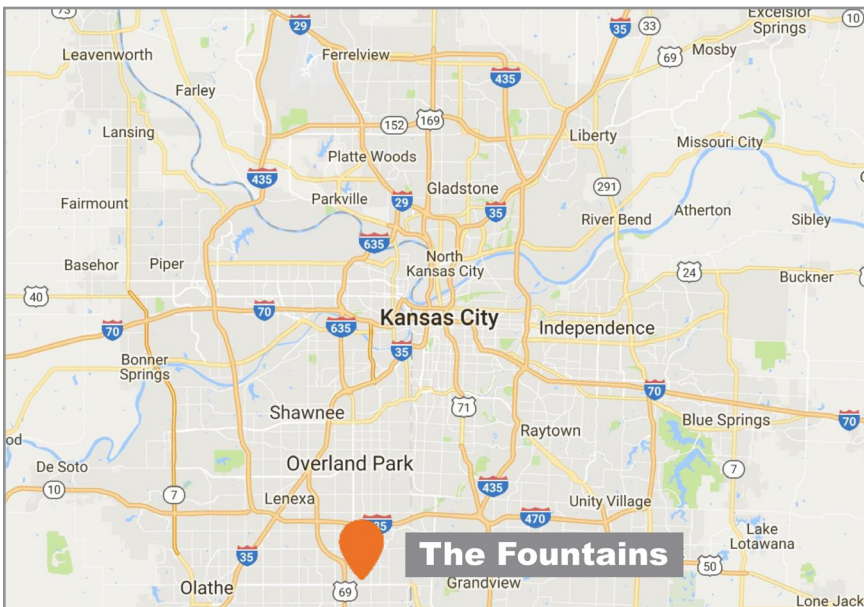
©2025, Sites USA, Chandler, Arizona, 480-491-1112 Demographic Source: Applied Geographic Solutions 5/2025, TIGER Geography - RS1

For more information: Kim Bartalos, CLS | 816.412.8466 | kbartalos@blockllc.com

The Fountains Shopping Center

6301-6685 West 119th Street, Overland Park, KS

For Lease



For more information:

Kim Bartalos, CLS

816.412.8466

kbartalos@blockllc.com

4622 Pennsylvania Avenue, Suite 700
Kansas City, MO 64112
816.756.1400 | www.BLOCKLLC.com

LORMAX STERN

BLOCK
REAL ESTATE SERVICES, LLC